

ANTARCTIC ADVENTURE & TEDDY'S PICNIC

Our topic homework for this half term is based on the themes of, 'Antarctic Adventure' & 'Teddy's Picnic'. I have outlined different homework tasks which can be completed across the half term.

Please encourage your child to choose one to be completed each week (some may take them longer than a week to complete). Topic homework should be given in on a Friday. Children are expected to complete at least four pieces of homework across the half term.

Children should also read to an adult daily and complete their maths and phonics home learning.

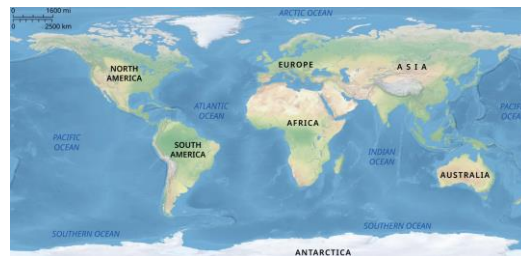

Useful Websites

<https://www.bbc.co.uk/bitesize/articles/zjg46v4>

<https://numbots.com/>

<https://www.purplemash.com/sch/allsaints-st2/>

<https://www.mathletics.com/uk/>



ANTARCTIC ADVENTURE & TEDDY'S PICNIC

Create a fact file about an explorer e.g. Sir Ranulph Fiennes


Date of birth:

Place of birth:


Date of death:

Known for:

Early Life



Imagine you are an Antarctic explorer. What would you take with you on your adventure? Try to think about things like, clothes, food, equipment or special items from home.



Create your own Antarctic artwork. You can choose what you use to create it e.g. colouring pencils, pastels, paint etc.

We will be reading 'Lost and Found' by Oliver Jeffers. Write some interview questions that you would like to ask the author.

Go on a walk in the local area and write a list of all of the things that you see growing there.

Read a book about Antarctica. It can be fiction or non-fiction. Have a look in the library to see what you can find. Some suggestions include, Antarctica (Usborne Beginners), 24 Hours in Antarctica (Usborne).

Create your own model of a creature which would be found in Antarctica. You could use some recycled materials to make it.



Write some sentences to describe what it would be like in the Antarctica. What can you see and hear?

Design your own picnic. What would you take if you were going on a picnic? You could draw and label your items.